

Scaled data based on original data using
LM-79-08 Approved Method: Electrical and Photometric Measurements of Solid-
State Lighting Products

Test Report Prepared for
Cooper Lighting Solutions
(formerly Eaton)

Brand: INVUE

Report Number: P596078

Luminaire Tested: **MSA-SA3A-AMB-U-5NQ**

Issue Date: 4/29/2022

Test Information

Test Method: LM-79-08
Report Number: P596078
TEST IS SCALED FROM IESNA LM-79-08 TEST DATA (G3-2109-400-5)
Test Lab: INNOVATIONS CENTER
Issue Date: 4/29/2022
Manufacturer: COOPER LIGHTING SOLUTIONS (FORMERLY EATON)
Product Line: INVUE
Catalog Number: MSA-SA3A-AMB-U-5NQ
Description: POST TOP DECORATIVE LUMINAIRE. (3) LIGHTSQUARES WITH 16 LEDS EACH
AND TYPE V NARROW OPTICS.
Light Source: (48) 1549K CCT, -21.5 CRI LEDS
Ballast/Driver: -

Summary

Lumens per Lamp: N/A
Luminaire Lumens: 2436 lumens
Efficiency: N/A
Efficacy: 40.7 lumens/watt
Luminous Opening: Rectangular (W 1' x L: 1' x H: 0')
IES Classification: Type V - Short
BUG Rating: B1 - U0 - G0

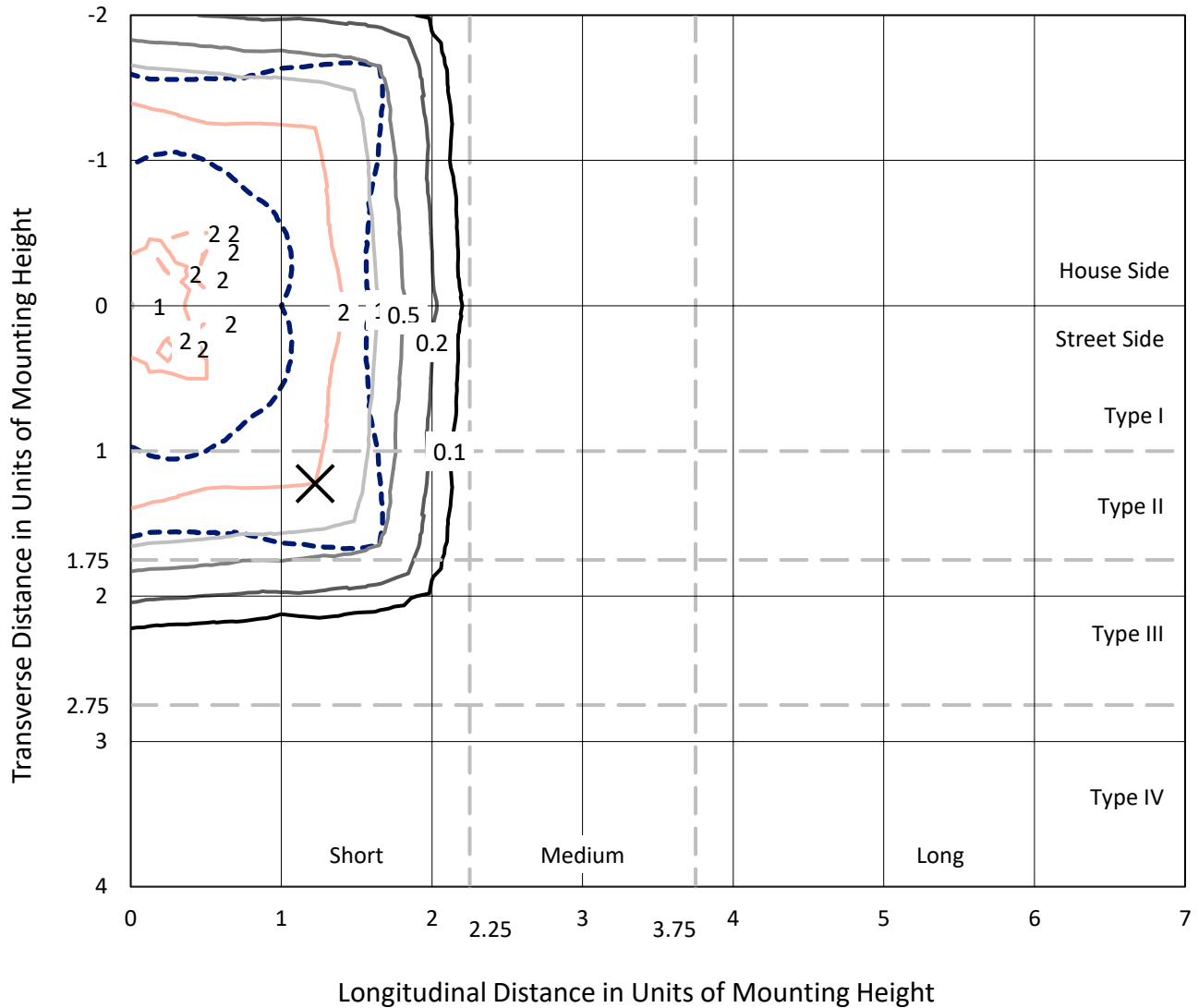
Input Watts (W): 59.9
Input Voltage (V): NR
Input Current (Ain): NR
Voltage Rise (V): NR
Power Factor: NR
Total Harmonic Distortion (THDi): NR
Frequency (hertz): 60
Stabilization Time: NR
Operation Time: NR
Ambient Temperature (°C): NR
Test Distance: 28.75 FT



REPORT NUMBER: P596078
 CATALOG NUMBER: MSA-SA3A-AMB-U-5NQ

Iso-Footcandle Lines of Horizontal Illumination

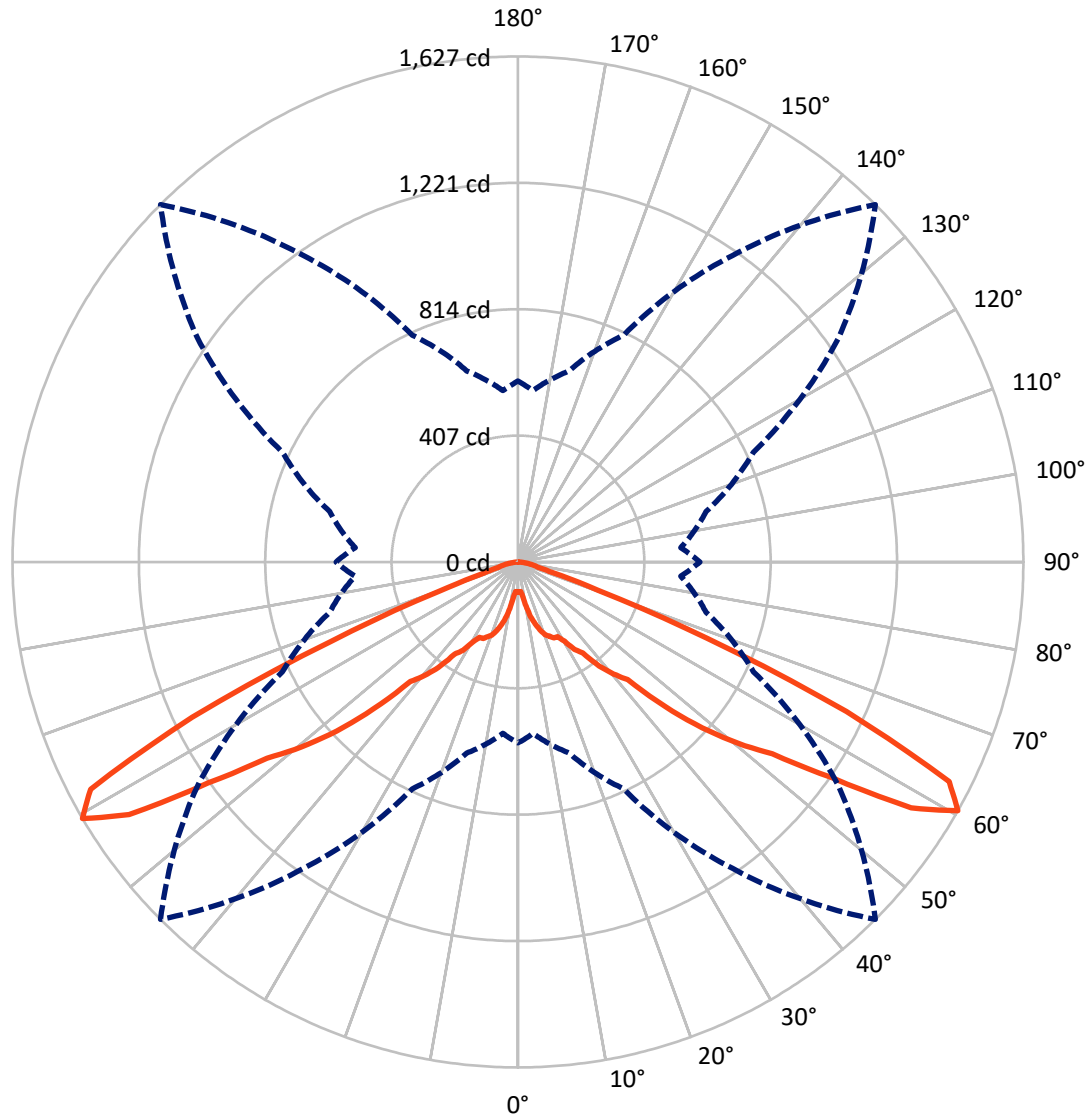
✕ Max cd
 - - - 1/2 Max cd



Based on 10 foot mounting height. Maximum calculated value = 3 fc
 Type V - Short - N/A

REPORT NUMBER: P596078
CATALOG NUMBER: MSA-SA3A-AMB-U-5NQ

Luminous Intensity Polar Plot



— Vertical Plane Through 45-Deg Lateral - - - Horizontal Cone Through 60-Deg Vertical

REPORT NUMBER: P596078

CATALOG NUMBER: MSA-SA3A-AMB-U-5NQ

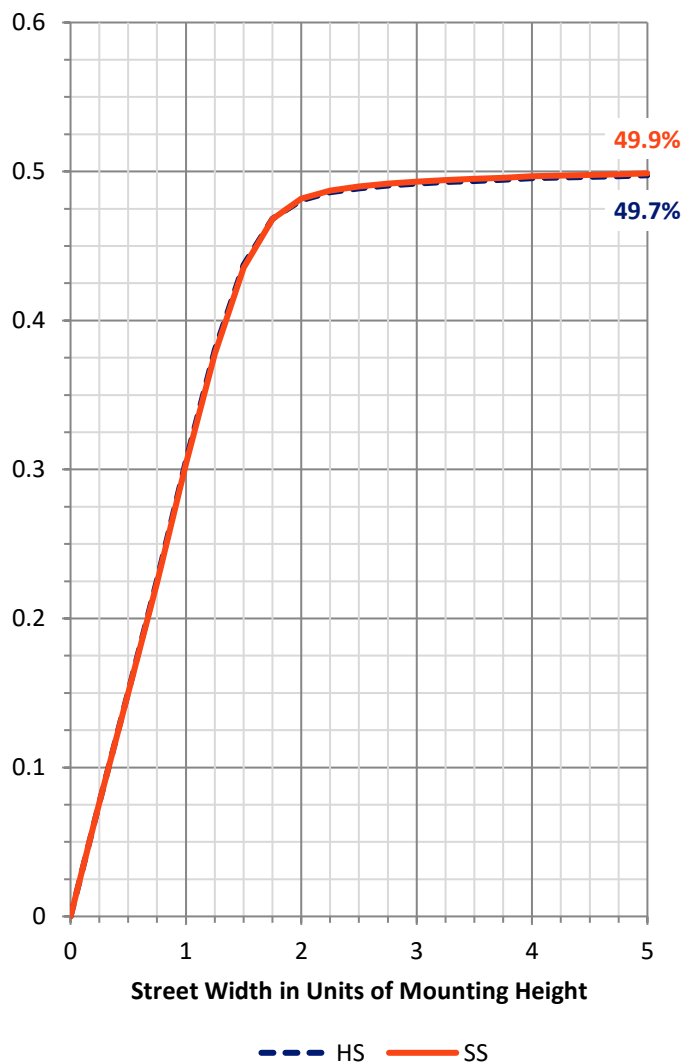
FLUX DISTRIBUTION:

		Downward	Upward	Total
House Side	Lumens	1218.0	0.0	1218.0
	% Fixture	50.0	0.0	50.0
Street Side	Lumens	1218.0	0.0	1218.0
	% Fixture	50.0	0.0	50.0
Total	Lumens	2436.0	0.0	2436.0
	% Fixture	100.0	0.0	100.0

ZONAL LUMENS:

Zone	Lumens	% Fixture
0°-10°	12.2	0.5
10°-20°	57.2	2.3
20°-30°	128.4	5.3
30°-40°	264.6	10.9
40°-50°	554.5	22.8
50°-60°	907.1	37.2
60°-70°	427.4	17.5
70°-80°	66.8	2.7
80°-90°	17.7	0.7
90°-100°	0.0	0.0
100°-110°	0.0	0.0
110°-120°	0.0	0.0
120°-130°	0.0	0.0
130°-140°	0.0	0.0
140°-150°	0.0	0.0
150°-160°	0.0	0.0
160°-170°	0.0	0.0
170°-180°	0.0	0.0
0°-90°	2436.0	100.0
0°-180°	2436.0	100.0

Coefficient of Utilization

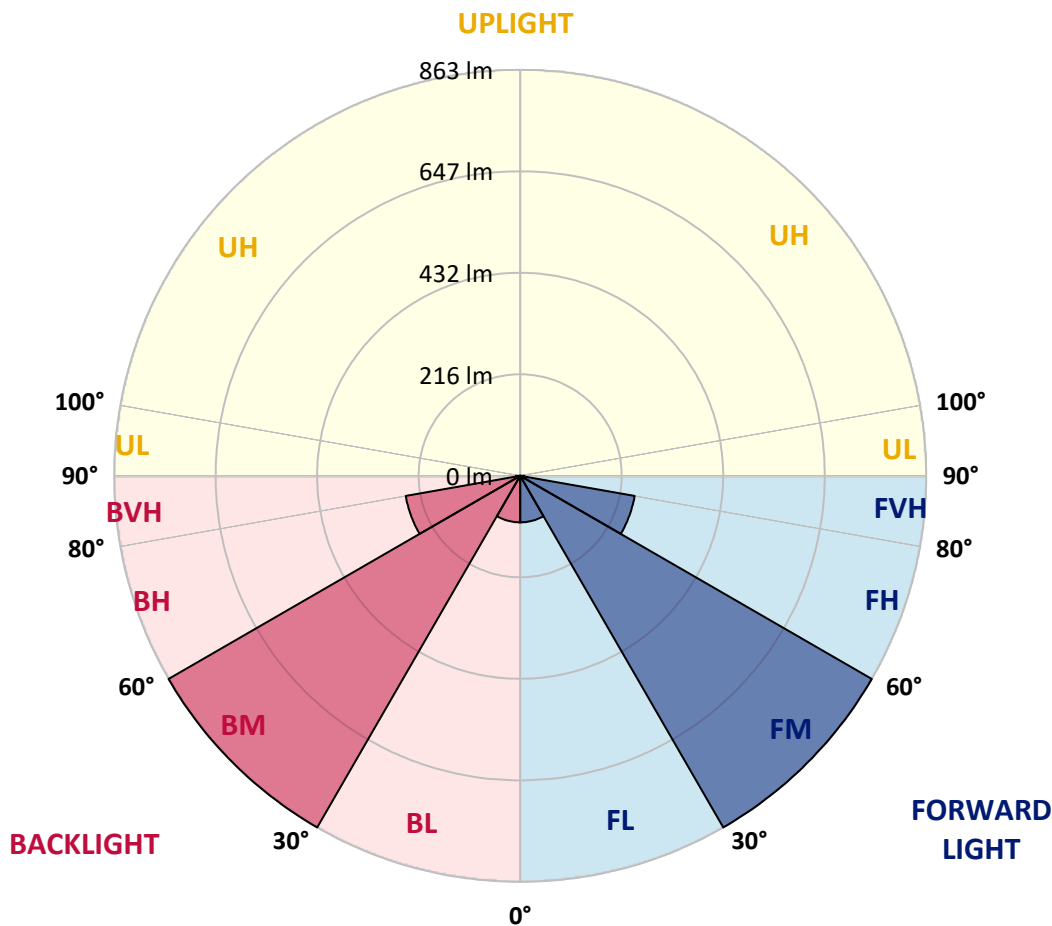


REPORT NUMBER: P596078
 CATALOG NUMBER: MSA-SA3A-AMB-U-5NQ

LUMINAIRE CLASSIFICATION SYSTEM LUMEN TABLE AND BUG RATING:

Zone	Lumens	% Fixture	Zone Rating/Lumen Limit		
			B	U	G
FL (0°-30°)	99.0	4.1			
FM (30°-60°)	863.1	35.4			
FH (60°-80°)	247.1	10.1			G0/660
FVH (80°-90°)	8.9	0.4			G0/10
BL (0°-30°)	99.0	4.1	B0/110		
BM (30°-60°)	863.1	35.4	B1/1000		
BH (60°-80°)	247.1	10.1	B1/500		G0/660
BVH (80°-90°)	8.9	0.4			G0/10
UL (90°-100°)	0.0	0.0		U0/0	
UH (100°-180°)	0.0	0.0		U0/0	

BUG Rating: B1-U0-G0
 Type V Short





REPORT NUMBER: P596078

CATALOG NUMBER: MSA-SA3A-AMB-U-5NQ

CANDELA DISTRIBUTION (FULL):

	0°	5°	15°	25°	35°	45°	55°	65°	75°	85°	90°
0°	95.8	95.8	95.8	95.8	95.8	95.8	95.8	95.8	95.8	95.8	95.8
2.5°	118.1	106.2	103.0	96.6	95.0	97.4	93.4	94.2	104.6	104.6	114.1
5°	146.1	133.3	130.1	116.5	101.4	95.8	100.6	111.7	127.7	130.9	146.1
7.5°	167.6	153.2	150.1	134.1	116.5	111.7	115.7	130.9	145.3	150.8	160.4
10°	166.8	162.0	157.2	142.9	141.3	144.5	141.3	140.5	155.6	158.0	164.4
12.5°	174.8	174.0	175.6	174.0	175.6	179.6	176.4	170.8	174.0	173.2	179.6
15°	191.6	193.2	194.7	196.3	201.9	206.7	201.9	196.3	195.5	191.6	191.6
17.5°	214.7	220.3	218.7	219.5	227.5	229.9	224.3	217.1	216.3	220.3	213.1
20°	241.0	245.0	236.3	232.3	245.8	249.8	246.6	233.9	238.6	241.8	241.0
22.5°	267.4	266.6	250.6	243.4	253.0	259.4	253.8	245.0	253.0	269.0	269.0
25°	283.3	291.3	274.6	268.2	269.0	270.6	272.2	269.0	277.8	288.1	291.3
27.5°	318.5	313.7	286.5	291.3	287.3	272.2	287.3	292.1	283.3	311.3	317.7
30°	344.8	348.0	308.1	312.9	307.3	296.1	308.9	313.7	308.1	352.0	333.6
32.5°	397.5	391.1	360.0	343.2	332.8	335.2	332.0	341.6	362.4	394.3	396.7
35°	449.4	465.3	415.0	390.3	375.9	360.0	374.3	380.7	419.0	459.7	444.6
37.5°	571.5	551.5	502.0	459.7	428.6	425.4	423.8	450.2	482.1	539.5	548.3
40°	663.3	654.5	586.6	553.1	493.3	474.1	467.7	522.0	565.9	629.7	646.5
42.5°	759.8	733.5	678.4	647.3	593.8	518.0	530.8	577.1	632.9	699.2	708.0
45°	833.3	785.4	740.7	732.7	690.4	664.1	613.8	653.7	691.2	757.4	806.1
47.5°	903.5	855.6	800.5	791.8	778.2	798.1	707.2	739.1	787.0	847.6	892.3
50°	976.9	932.2	869.2	842.8	890.7	917.9	873.2	860.4	889.9	964.2	1008.1
52.5°	1016.0	971.3	929.8	925.9	1020.0	1025.6	1050.4	1004.9	998.5	1054.4	1104.6
55°	1020.8	969.0	963.4	1012.1	1166.1	1225.2	1217.2	1109.4	1008.1	1013.6	1072.7
57.5°	863.6	818.1	876.4	996.1	1243.5	1493.3	1333.7	1075.9	891.5	823.7	893.9
60°	582.6	553.9	636.9	806.1	1204.4	1627.4	1261.1	836.5	627.3	526.0	585.8
62.5°	322.5	293.7	348.0	507.6	962.6	1558.0	974.5	519.6	348.0	282.5	313.7
65°	160.4	151.6	179.6	266.6	561.1	1162.1	565.9	261.0	174.8	140.5	150.1
67.5°	97.4	92.6	100.6	131.7	288.9	656.1	281.7	126.1	91.8	84.6	90.2
70°	79.8	77.4	79.8	87.8	138.9	273.0	128.5	78.2	72.6	70.2	74.2
72.5°	67.0	63.9	64.6	69.4	87.0	114.1	76.6	65.4	62.3	59.9	63.1
75°	55.9	55.1	55.1	58.3	62.3	66.2	61.5	55.9	53.5	51.9	53.5
77.5°	43.9	43.9	46.3	48.7	49.5	51.9	50.3	47.9	45.5	43.1	42.3
80°	30.3	31.9	35.9	38.3	38.3	38.3	39.1	39.1	36.7	31.9	30.3
82.5°	19.2	20.8	26.3	27.9	27.9	24.7	27.9	29.5	27.9	21.5	19.2
85°	11.2	12.8	16.8	17.6	16.0	12.0	15.2	18.4	17.6	12.8	10.4
87.5°	3.2	4.8	6.4	6.4	6.4	3.2	5.6	7.2	6.4	5.6	3.2
90°	0.0	0.0	0.0	0.0	0.0	0.0	0.0	0.0	0.0	0.0	0.0

(END OF REPORT)